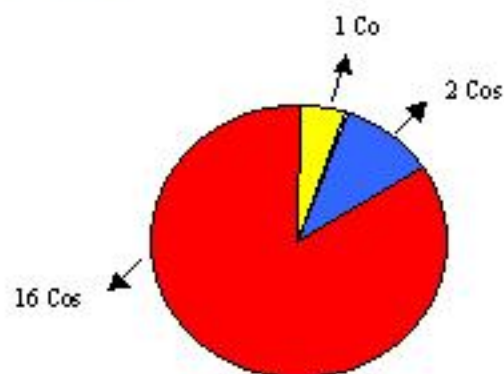




1998

NUMBER OF GREEK MANAGEMENT COMPANIES IN TERMS OF MANAGED FLEET SIZE AND AGE

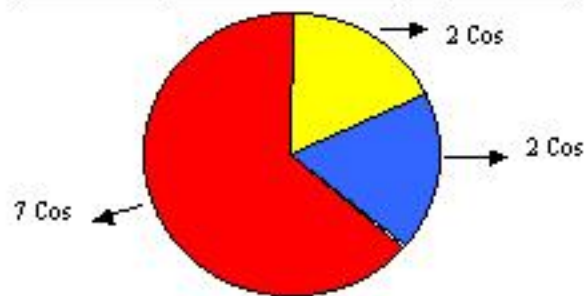
926 Companies currently operating



Fleet size : 25+ vessels - Group A

No of companies : 19

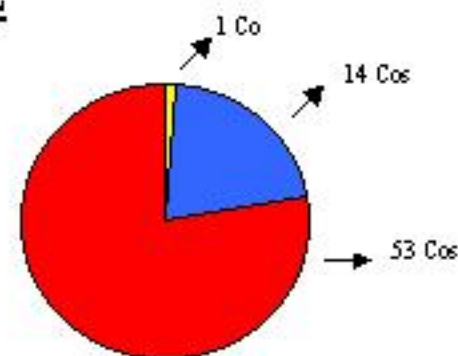
% of total of Greek companies : 2.05%



Fleet size : 16 -24 vessels - Group B

No of companies : 11

% of total of Greek companies : 1.19%



Fleet size : 9 - 15 vessels - Group C

No of companies : 68

% of total of Greek companies : 7.3%



Fleet size : 5 - 8 vessels - Group D

No of companies : 149

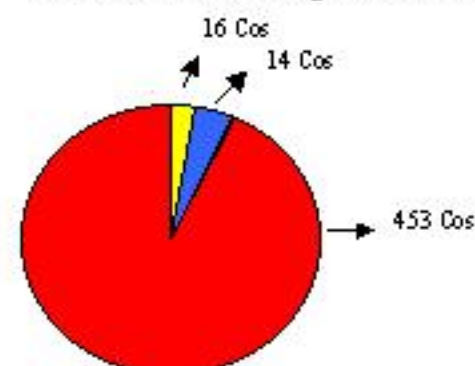
% of total of Greek companies : 16%



Fleet size : 3 - 4 vessels - Group E

No of companies : 196

% of total of Greek companies : 21.16%



Fleet size : 1 -2 vessels - Group F

No of companies : 483

% of total of Greek companies : 52.15%



Vessels 0 - 9 years of age



Vessels 10 - 14 years of age



Vessels 15+ years of age